



**Reports of Harassment, Discrimination and Sexual Misconduct  
Involving UChicago Students**

On an annual basis, the Office of the Dean of Students in the University will release statistics and information on reports from the previous academic year that allege harassment, discrimination and sexual misconduct involving students at the University, including matters heard by the University-wide Student Disciplinary Committee in which a student is the accused.

The University’s Policy on Harassment, Discrimination and Sexual Misconduct can be viewed [here](#). To report sexual assault, sexual abuse, sexual harassment, dating violence, domestic violence, and/or stalking, please contact the [Office of the University Title IX Coordinator](#).

The data presented below derive from reports and formal complaints that were received between July 1, 2014 and June 30, 2017. For the purposes of this report, each academic year begins July 1 and ends June 30.

**Table I. Number of reports**

The table below indicates the number of unique reports where the complainant and/or respondent is a student at the University. A complainant may direct an allegation against more than one respondent, and there may be multiple complainants attached to one report.

Status of Complainant	Academic Year			Status of Respondent	Academic Year		
	14/15	15/16	16/17		14/15	15/16	16/17
College student	41	84	178	College student	30	48	97
Graduate/Professional student	10	14	46	Graduate/Professional student	6	12	26
University-affiliated non-student	1	1	0	University-affiliated non-student	3	3	1
Unaffiliated individual	0	4	11	Unaffiliated individual	3	15	38
Anonymous	1	1	8	Anonymous	10	27	51
<b>Complainants</b>	<b>53</b>	<b>104</b>	<b>243*</b>	<b>Respondents</b>	<b>52</b>	<b>105</b>	<b>213</b>

\* Please note that just prior to the 2016-2017 academic year, the University hired a dedicated personnel position to manage all student reports of sexual misconduct. This hiring coupled with the mandatory campus-wide training on “responsible employee” disclosure obligations, University policy, and support/resources as well as the focused supplemental educational sessions for staff/organizations/departments who have direct student contact and therefore could be receiving higher incidents of disclosures may have resulted in the increase in reports.

**Table II. Types of issues reported**

Individual reports can include allegations of one or more behaviors that violate University policy. Definitions of these behaviors are provided in the University’s [Policy on Harassment, Discrimination and Sexual Misconduct](#). Because a report/complaint can allege multiple behaviors that are prohibited by the policy, the total number of issues may exceed the total number of reports/complaints.

Issue	# Times Reported		
	AY 14/15	AY 15/16	AY 16/17
Discrimination	1	3	3
Dating violence	6	9	19
Domestic violence	2	3	4
Harassment (non-sexual)	7	6	3
Harassment (sexual)	19	29	65
Interference with personal liberty	-	-	-
Intimidation of a dependent	-	-	-
Physical abuse	-	1	-



Issue	# Times Reported		
	AY 14/15	AY 15/16	AY 16/17
Retaliation	1	1	1
Sexual abuse	7	13	32
Sexual assault	15	33	65
Stalking	6	11	22
Willful deprivation	-	-	-
Other	2	3	-
<b>Total</b>	<b>66</b>	<b>112</b>	<b>214</b>

**Table III. Resolutions/Remedies**

Student reports/complaints submitted to the [Title IX Coordinator](#) and/or [Associate Dean of Students in the University for Disciplinary Affairs](#) can be addressed in a [variety](#) of ways, including support/resources, interim measures, and/or a formal disciplinary hearing before the [University-wide Student Disciplinary Committee](#) (if the accused is a student and the reporting party requests moving forward with the formal disciplinary process). The table below lists the types of resolutions/remedies that were applied to reports submitted for the year(s) indicated. A complainant can request one or more resolutions/remedies during the report of a situation, and can return following the incident disclosure to access additional resolutions/remedies. This table captures all individual resolutions/remedies requested. ***Please note this table was updated in AY16/17 to more clearly articulate different resolutions, interim measures, remedies, and support/resources that may be provided to students.***

Resolution/Remedies	# Times Applied		
	AY 14/15	AY 15/16	AY 16/17
Resource information provided*	48	104	235
No-Contact Directive issued	30	20	14
Housing accommodations	8	5	8
Academic accommodations	1	14	20
Other accommodations	1	25	-
Other	9	4	-
Self-care referrals (SCS/SHS)	-	-	24
Outreach to other University departments/staff at request of student (employers, housing, advising)	-	-	47
Safety planning	-	-	12
Other safety measures (campus bans, UCPD outreach, conversation with alleged respondent, info on Civil No Contact Orders)	-	-	28
<b>Total</b>	<b>103</b>	<b>185</b>	<b>411</b>

\*Resource information provided includes informing individuals about on/off campus resources (sexual assault dean-on-call, counseling services, medical services, advocacy); law enforcement options; University disciplinary options; safety planning options; and civil options. This information is provided to every named complainant per the [Illinois Preventing Sexual Violence in Higher Education Act of 2016](#). Students can then choose to access those resources contained within.

**Table IV. University-wide Student Disciplinary Committee hearings**

The tables below provide details on the formal resolution process whereby complaints investigated by the [Associate Dean of Students in the University for Disciplinary Affairs](#) were referred to the [University-wide Student Disciplinary Committee](#) for adjudication (where the accused was a student).

**Table IVa. Number of hearings resulting from complaints made in given years\***

A complainant may direct an allegation against more than one respondent.

# Hearings	Status of Complainant				Status of Respondent			
		AY 14/15	AY 15/16	AY 16/17		AY 14/15	AY 15/16	AY 16/17
	College student	4	10	11	College student	4	10	11
	Graduate/Professional student	2	-	2	Graduate/Professional student	2	2	2
	Other	-	2	-	-----			
<b>Total</b>	<b>Complainants</b>	<b>6</b>	<b>12</b>	<b>13</b>	<b>Respondents</b>	<b>6</b>	<b>12</b>	<b>13</b>

\* Date of hearing may fall in subsequent year.

**Table IVb. Allegations and outcomes**

Because complaints can allege multiple behaviors that are prohibited by the University’s [Policy on Harassment, Discrimination and Sexual Misconduct](#), the number of issues heard by the Committee and its total number of findings may exceed the total number of hearings.

Issue	# Allegations			# Findings of Responsible			# Findings of Not Responsible		
	AY 14/15	AY 15/16	AY 16/17	AY 14/15	AY 15/16	AY 16/17	AY 14/15	AY 15/16	AY 16/17
Dating violence	1	2	1	1	2	1	-	-	-
Harassment (sexual)	3	8	11	-	-	2	3	7	9
Sexual abuse	2	9	10	1	2	1	1	5	9
Sexual assault	2	8	9	1	3	3	1	3	6
Harassment/Discrimination	1	-	-	1	-	-	-	-	-
Stalking	-	-	2	-	-	2	-	-	-
Other	4	4	-	3	2	-	1	-	-
<b>Total</b>	<b>13</b>	<b>31</b>	<b>33</b>	<b>7</b>	<b>9</b>	<b>9</b>	<b>6</b>	<b>15</b>	<b>24</b>

Issue	# Complaints Withdrawn		
	AY 14/15	AY 15/16	AY 16/17
Dating violence	-	-	-
Harassment (sexual)	-	1	-
Sexual abuse	-	2	-
Sexual assault	-	2	-
Harassment/Discrimination	-	-	-
Stalking			-
Other	-	2	-
<b>Total</b>	<b>-</b>	<b>7</b>	<b>-</b>

**Table IVc. Sanctions**

The University-wide Student Disciplinary Committee can issue a variety of sanctions following a decision of “Responsible.”

Sanction Type	# Times Applied		
	AY 14/15	AY 15/16	AY 16/17
Warning	1	-	1
No-Contact Directive	4	3	5
Disciplinary Probation	-	3	3
Educational Session(s)	1	2	4
Counseling	1	-	1
RSO participation restriction(s)	1	1	-
Access restriction(s)	2	1	2
Registration restriction(s)	2	1	3
University event restriction(s)	2	-	-
University program restriction(s)	1	1	-
Removal from University housing	-	-	1
Suspension	2	2	4
Expulsion	-	1	1
<b>Total</b>	<b>17</b>	<b>15</b>	<b>25</b>

**Table IVd. Hearings and Outcome**

The total number of times the UWDC convened and the direct overall outcome of whether the respondent was responsible for any allegations (R) or not responsible for all the allegations (NR).

	Hearing Outcome		
	Hearings	Responsible	Not Responsible
<b>AY 14/15</b>	5	4	1
<b>AY 15/16</b>	7	5	2
<b>AY 16/17</b>	13	7	6
<b>Total</b>	<b>25</b>	<b>16</b>	<b>9</b>


**Table V: Resolution of Reported No Contact Directive Violations**

Reports of No Contact Directive violations are managed by area disciplinary systems outside of the University-wide disciplinary committee. This is a summary of reported violations of a No Contact Directive issued by the Office for Sexual Misconduct Support and Resources as part of a Title IX accommodation that were resolved by an area disciplinary system.

	No-Contact Directive		
	Complaint	Responsible	Not Responsible
<b>AY 16/17</b>	1	1	-
<b>Total</b>	<b>1</b>	<b>1</b>	<b>-</b>


# Infographic Overview of Harassment, Discrimination & Sexual Misconduct Reports 2014-2017

## Status of Complainant in Sexual Misconduct Disclosures



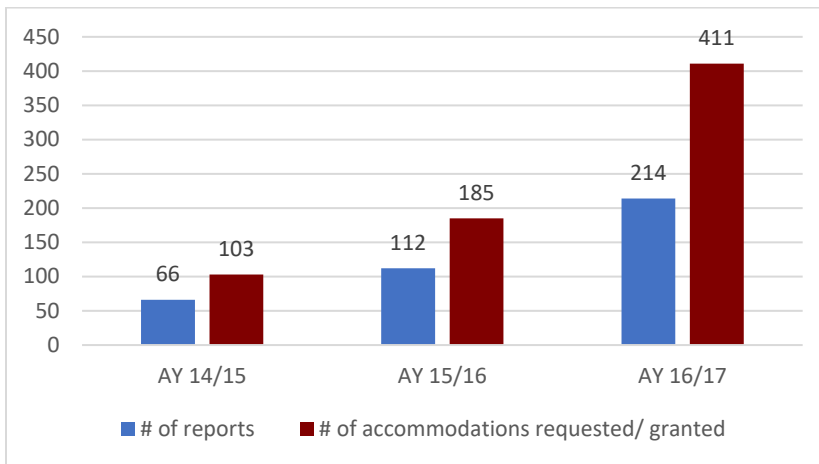
\*Other = 3% anonymous; 1% University-affiliated non-student; 4% unaffiliated

## Status of Respondent in Sexual Misconduct Disclosures



\*\*Other = 24% anonymous; 2% University-affiliated non-student; 4% unaffiliated

## Reports and accommodations



## Number of UWSDC disciplinary hearings

