

THE FACE OF AMERICAN INSURRECTION

Right-Wing Organizations Evolving into a Violent Mass Movement

DR. ROBERT A. PAPE (PRINCIPAL INVESTIGATOR)

DR. KEVEN RUBY (SENIOR RESEARCH DIRECTOR)



The University of Chicago

Division of the Social Sciences

5828 S University Ave Suite 418, Chicago, IL 60637

☎ (773) 834-0770

✉ cpost@uchicago.edu

Presented to
General Audience

Updated 6/25/2021

WHY STUDY WHO ARE THE INSURRECTIONISTS

- The “Who” is just as important as ideology and beliefs
- We need a nuanced understanding of “who” stormed the US Capitol on Jan 6, 2021 in order to know who we are dealing with and create viable solutions for the future.

RESEARCH APPROACH

- **Assess all individuals arrested by FBI, Capitol Hill Police, and DC Police for entering the US Capitol or breaking into the Capitol grounds on January 6, 2021**
 - Primary demographics (age, gender, race, geography of residence)
 - Socio-economic factors (occupation, prior military/police service)
 - Affiliation in militias/organizations/groups existing prior to 2021
- **Compare to 108 right-wing extremists arrested by FBI for deadly violence, 2015-2020 and other data on past right-wing extremists**
- **Based on information from Official US Court Documents and open-source media reporting**
- **Comparable method to Pape et al, [“American Face of ISIS”](#) (January 2017).**

WHAT HAS CHANGED IN THIS UPDATE?

June 25, 2021

- **50 additional individuals arrested for entering the US Capitol on January 6, bringing the total in our analysis to 519**
- **Updated charts and figures on demographics, employment, militant group membership, and counties that produced insurrectionists, QAnon support**

TOP LINE CONCLUSIONS

- **Not about right-wing organizations, it is about a Violent Mass Movement**
 - From all over country: 44 of 50 states
 - 87% unaffiliated with pre-existing militias/extremist organizations and groups
- **Trump is clearly the leader of that mass movement**
 - Unlikely to have come together without Trump
 - Many say they were following Trump's call to action
- **The Movement Demographic Profile has changed compared to past right-wing extremists**
 - 66% are 35 years and older – a rate for this age group near double past RW extremists
 - 19% are business owners; 29% white collar – only 7% unemployed – compared to 25% unemployed for past RWE
- **Ingredients are all there to accelerate movement growth:**
 - A leader with demonstrated support for extra-legal activity
 - Grievances perceived by large masses of people (stolen election)
 - A Deadly Focal Point event: The Jan 6 storming of the US Capitol, leaving 5 dead
- **This is not about a few hundred arrests. We need to understand who we are dealing with in the new movement. Targeting pre-2021 far-right organizations will not solve the problem**

THE INSURRECTIONS **VS** PAST RIGHT-WING EXTREMISTS

SPECIFIC FINDING #1

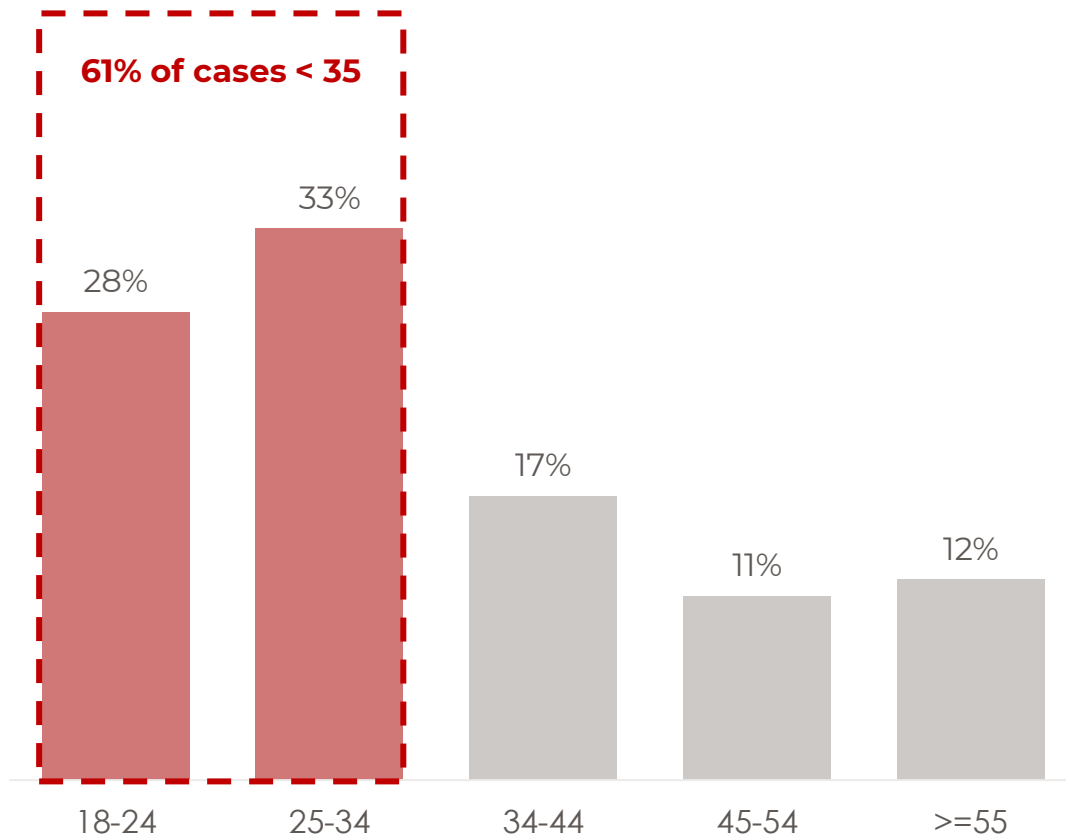
This movement's demographic profile is **different** compared to past right-wing extremists.

SIMILAR RACE AND GENDER

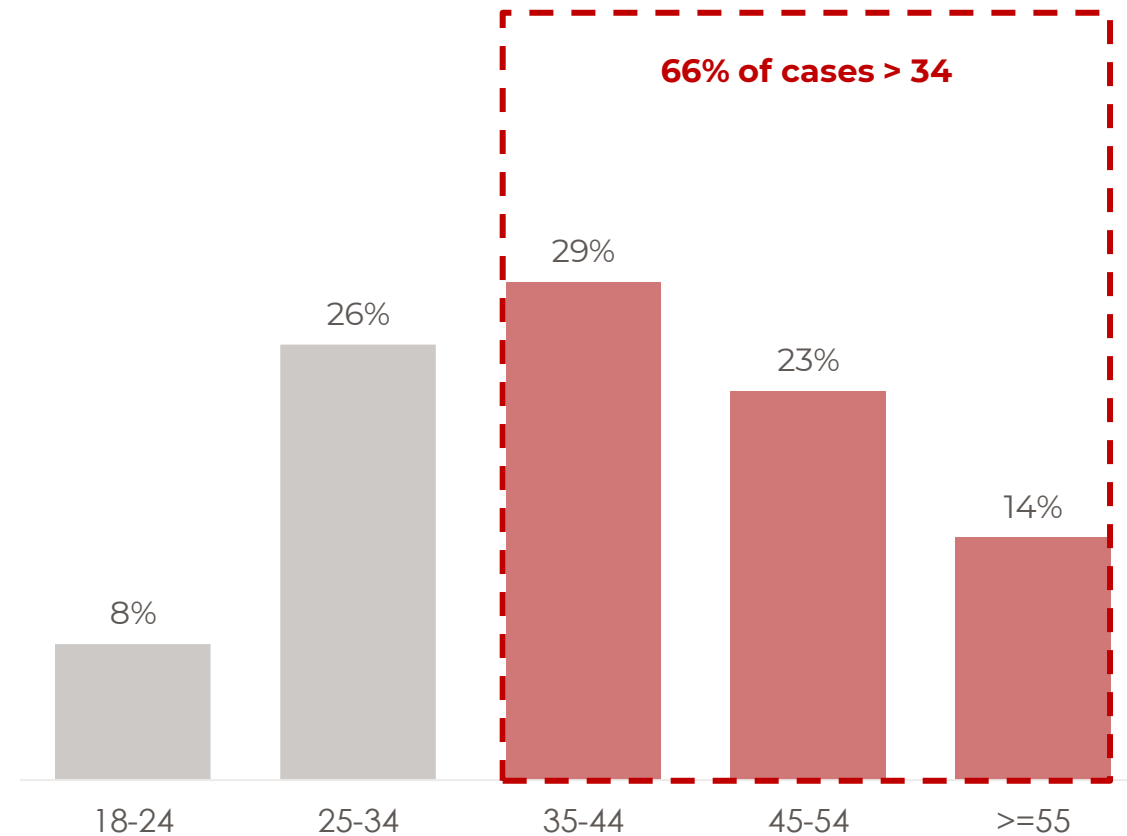
- **Right-wing Extremist Arrests, 2015-2020**
 - 94% White
 - 94% Male
- **Capitol Hill Arrests, 2021**
 - 93% White
 - 87% Male

INSURRECTIONISTS ARE MUCH OLDER, NOT JUST AGING OF POPULATION

Right-wing Extremist Arrests, 2015-2020



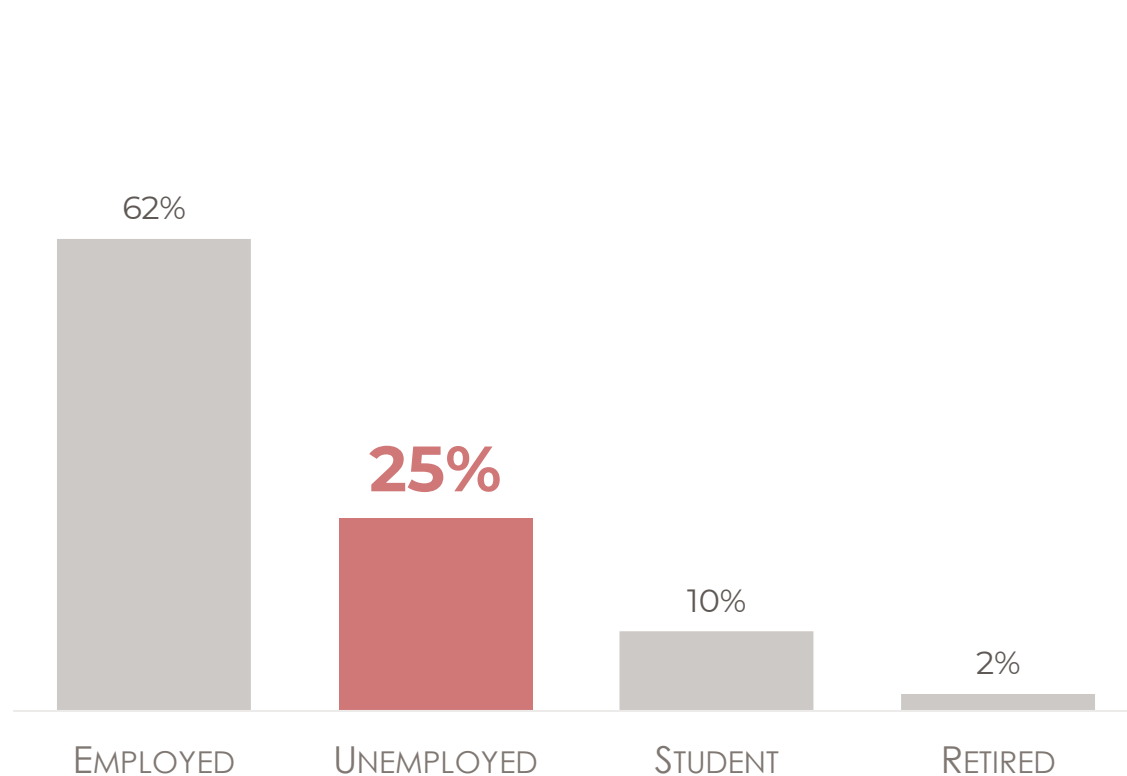
Capitol Hill Arrests, 2021



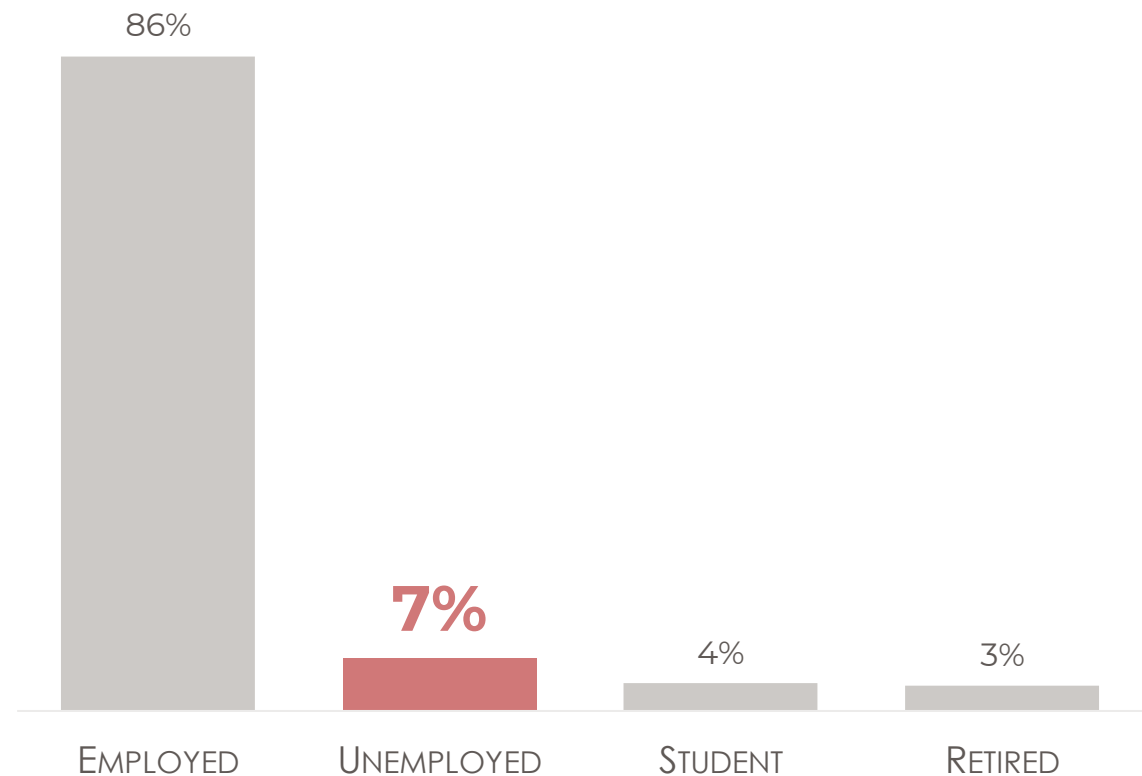
Note: Age known for 512 of 519 cases.

MANY FEWER UNEMPLOYED

Right-wing Extremist Arrests, 2010-2020



Capitol Hill Arrests, 2021



Note: Occupation available for 182 of 387 cases. Source: START, PIRUS.

Note: Occupation available for 333 of 519 cases.

MANY BUSINESS OWNERS/WHITE-COLLAR

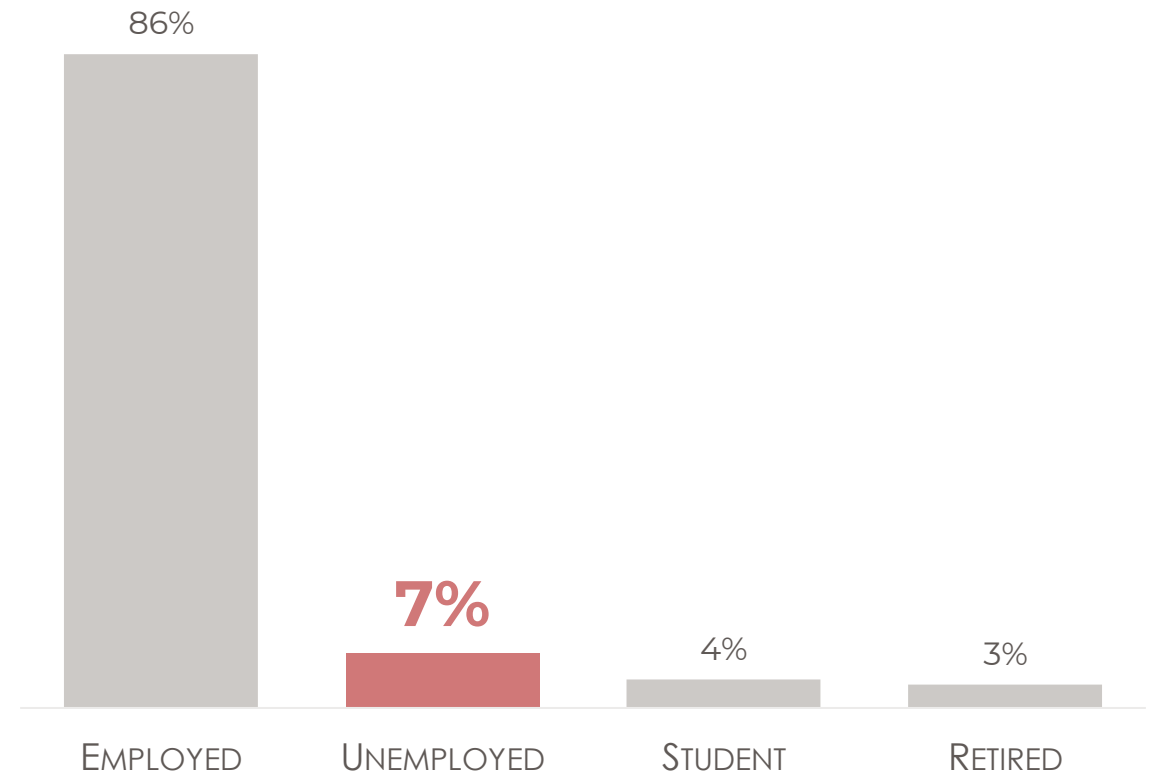
- **Business Owner: 19%**

- Owner, Ameri-I-Can Ammo
- CEO, marketing firm Cogensia
- Owner, Wholesale Universe, Inc.
- Owner, Matador Sport Fishing

- **White-Collar: 29%**

- Google Field Operations Specialist
- Regional Portfolio Manager at BB&T Bank
- Doctors, Attorney, Architects

Capitol Hill Arrests, 2021

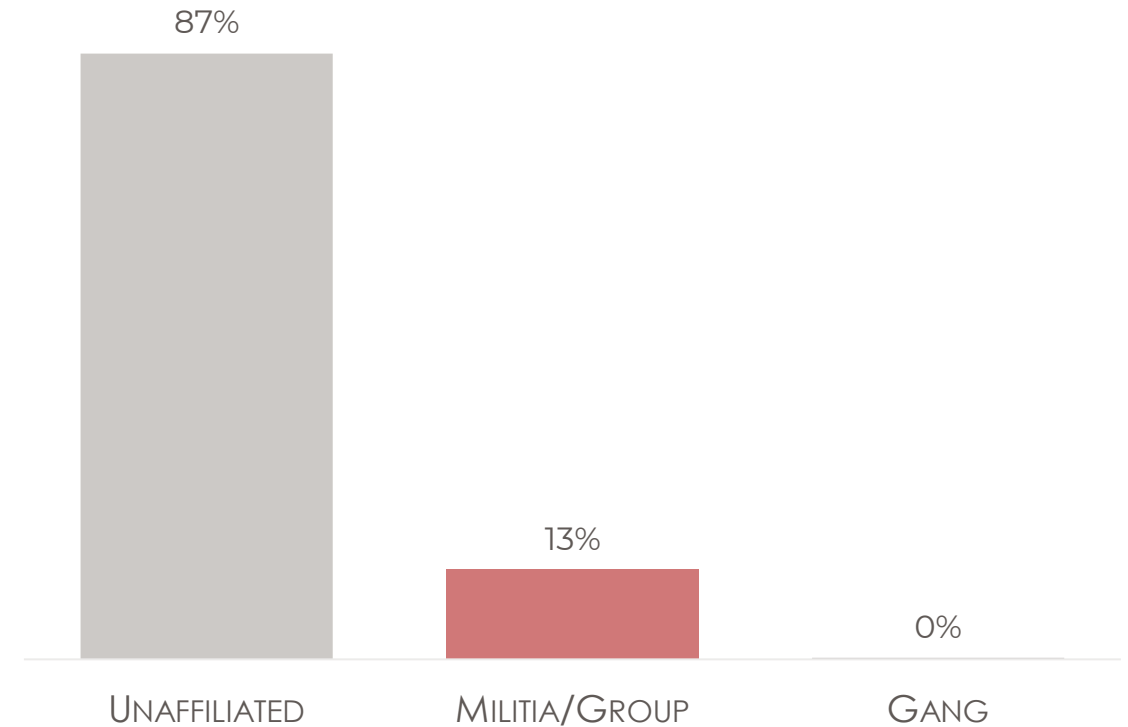


Note: Occupation available for 333 of 519 cases

MILITIA/VIOLENT RIGHT-WING GROUPS INVOLVED

- Proud Boys: 33 arrested
- Oath Keepers : 18 arrested
- Three Percenters: 14 arrested
- Aryan Nations: 1 arrested

Capitol Hill Arrests, 2021



Note: 519 cases

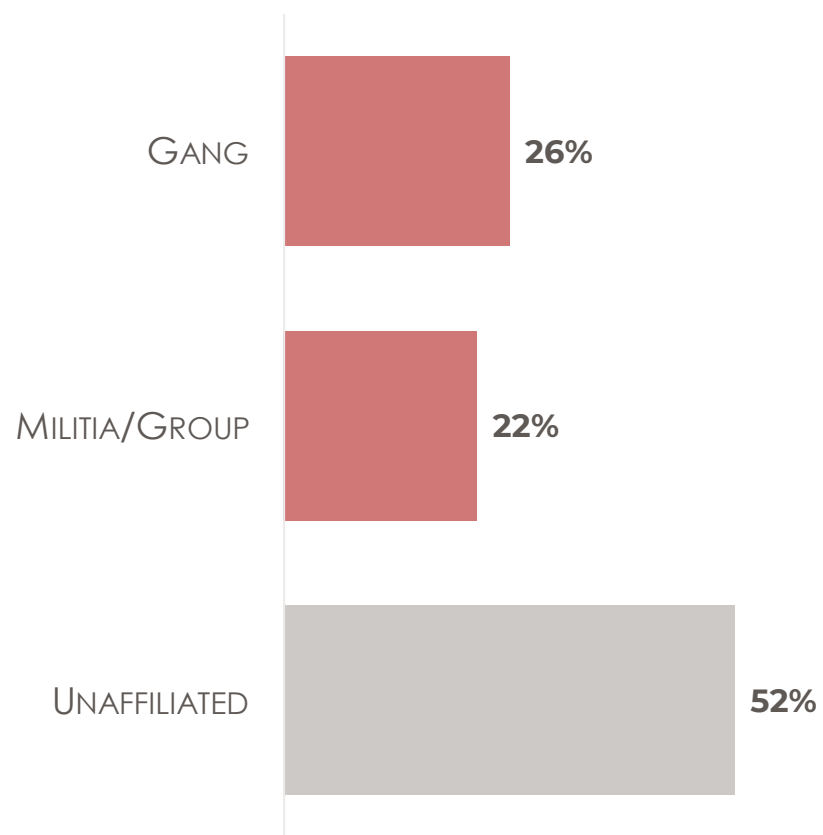
SPECIFIC FINDING #2

The vast majority have no connection to existing far right militias or groups

“Normal” pro-Trump activists joined with the far right to form a new kind of violent mass movement

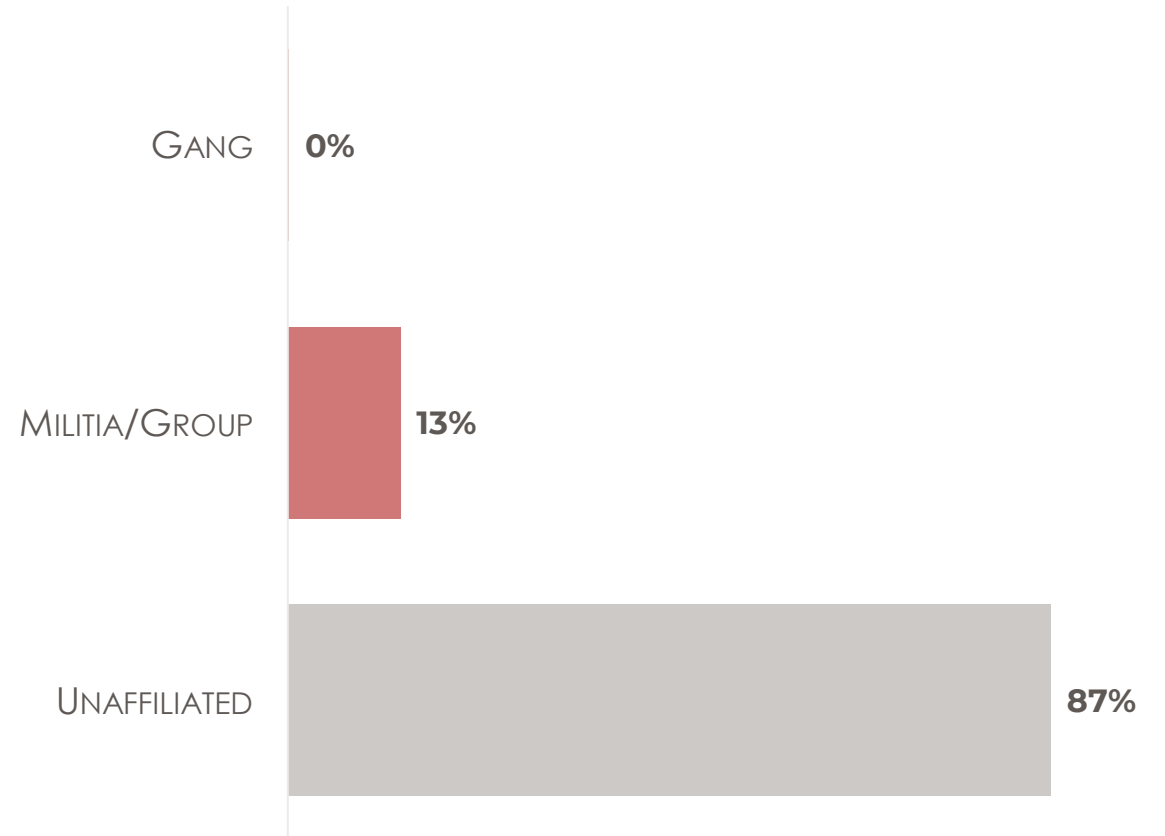
FEWER MILITIAS, ALMOST NO GANGS

Right-wing Extremist Arrests, 2015-2020



Note: 108 cases

Capitol Hill Arrests, 2021



Note: 519 cases

TROUBLING OVERLAP BETWEEN MILITARY SERVICE AND MILITIA/GROUP MEMBERSHIP

- **31% with military experience are in militia/groups**
 - 9 Proud Boys
 - 7 Oath Keepers
 - 3 Three Percenters
 - 1 Other organizations
- **31% in militia/groups have military experience**
 - 1 Ex-Navy
 - 8 Ex-Marines
 - 11 Ex-Army
 - 0 Air Force
 - 1 National Guard

Note: Out of 70 confirmed ex-Military

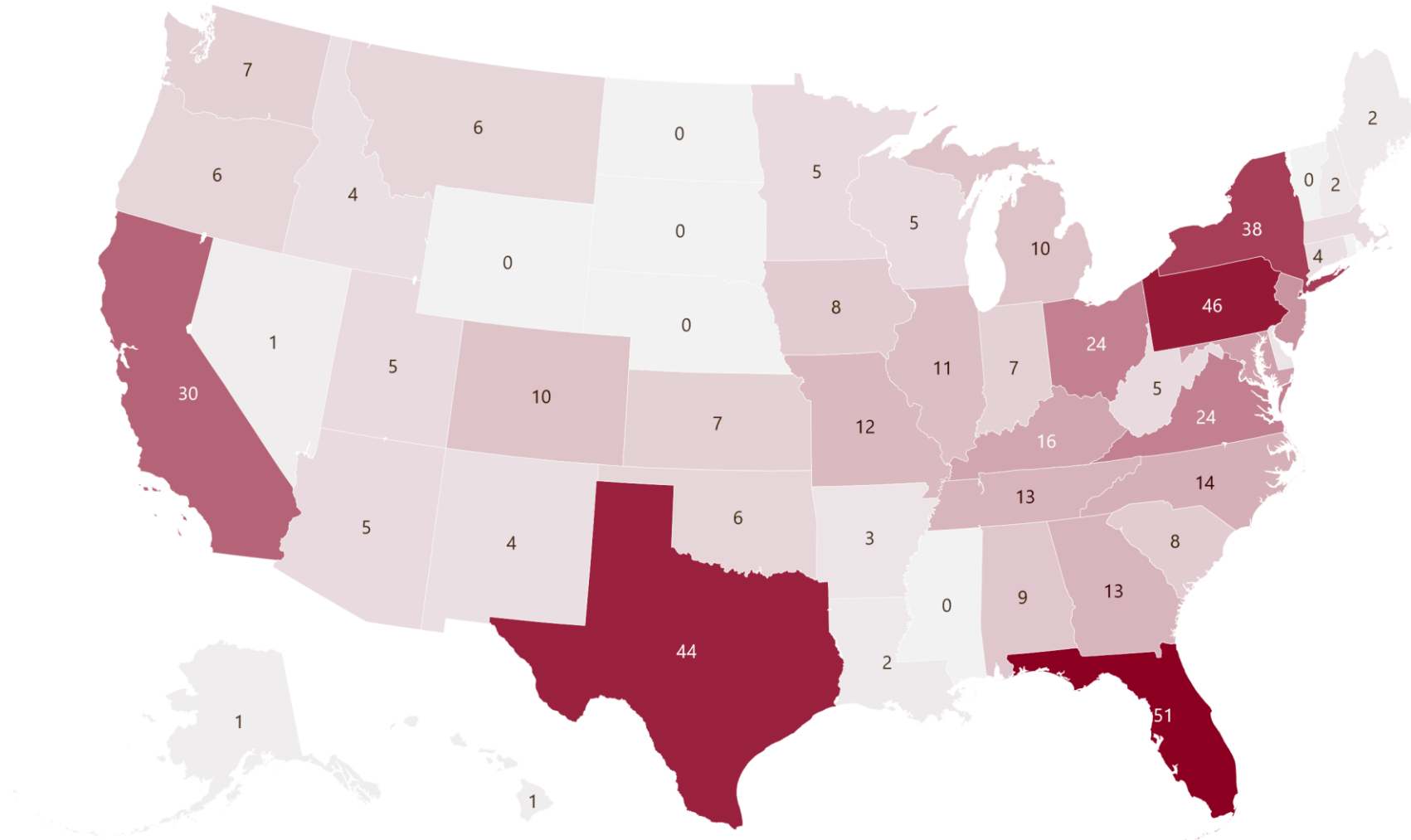
Note: Out of 67 confirmed members of militias

- **The prevalence of QAnon supporters currently identified among the arrested Capitol Hill insurrectionists is lower than in the general US population**
 - 6% of arrestees support QAnon, vs 17% in US population (according to an IPSOS poll).

WHERE THE INSURRECTIONISTS CAME FROM AND WHY

INSURRECTIONISTS FROM 44 STATES

Capitol Hill Arrests, 2021



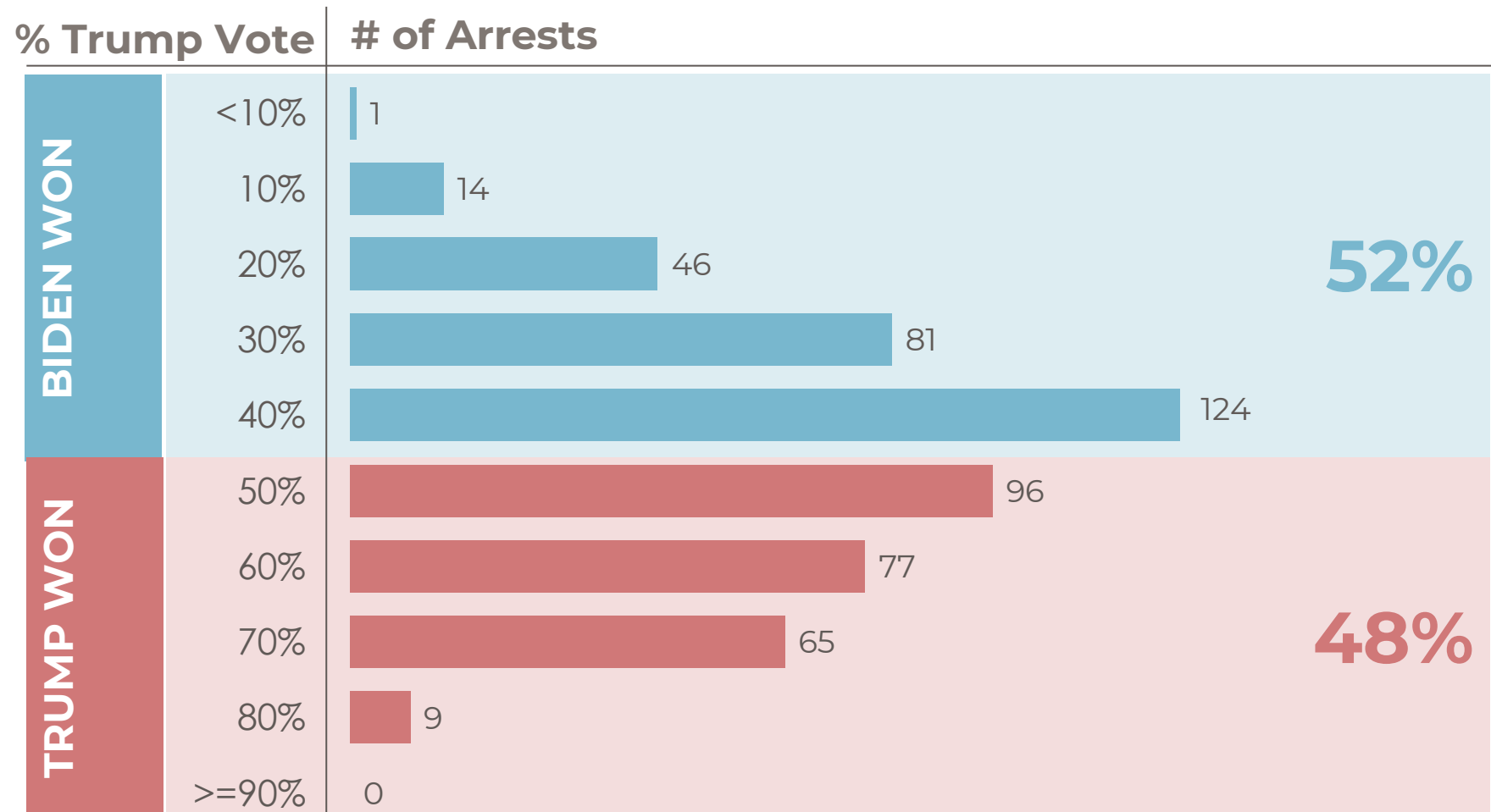
Powered by Bing
© GeoNames, Microsoft, TomTom

Note: Home states for 519 individuals charged with unlawfully entering the US Capitol. Current as of June 25, 2021.

MORE FROM COUNTIES BIDEN WON

Capitol Hill Arrests, 2021, By Home County % Trump Vote

- 513 arrested with known county
- 328 unique counties

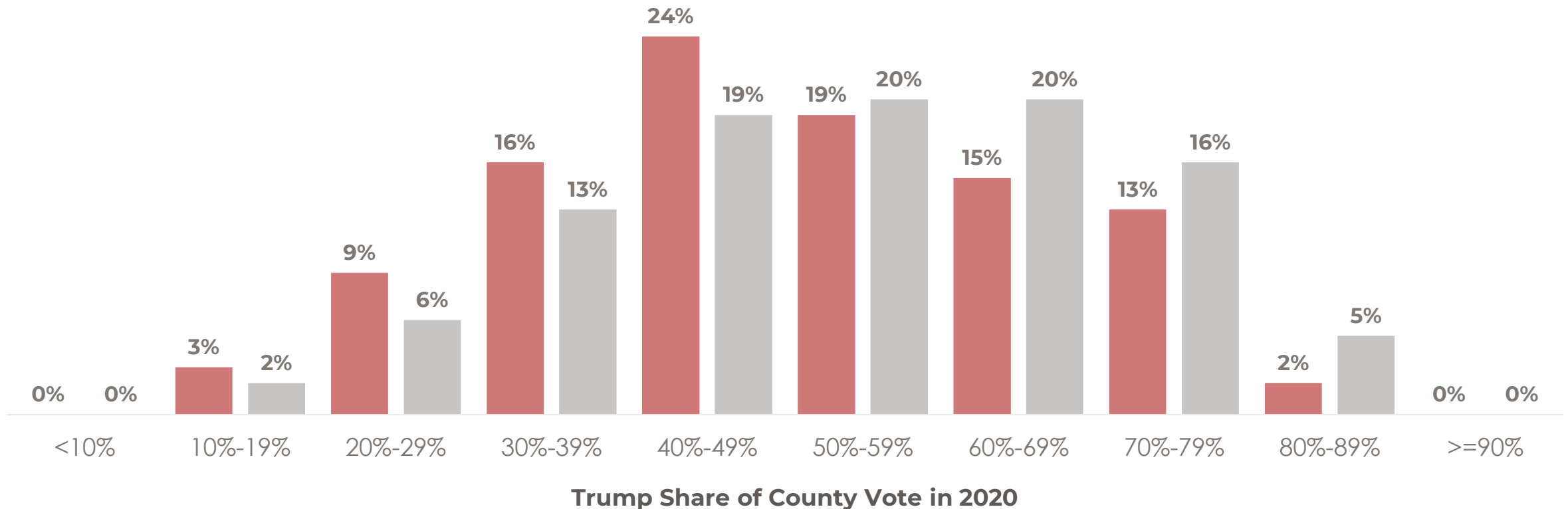


MORE FROM COUNTIES BIDEN WON

Correlation between the number of voters and likelihood of insurrectionists

Capitol Hill Arrests, 2021 by Home County Vote Share for Trump

■ % OF INSURRECTIONISTS ■ % OF ALL TRUMP 2020 VOTERS IN SIMILAR COUNTIES



WHAT'S SPECIAL ABOUT THE COUNTIES

- Overall, the Biden counties versus the Trump counties that produced insurrectionists are more unemployed, more mixed race, and far larger city.
- Telling example is Dallas County, Texas – which produced 4 insurrectionists and had a vote for Trump at 33%, unemployment is just at the national average, and 67% white.
- Note: We have updated our data with more granular location data. As a result, the home counties of 3 insurrectionists formerly listed as from Dallas County have changed to adjacent counties: Troy Anthony Smocks: Jackson County; Guy Wesley Reffitt: Collin County; David Lee Judd: Denton County.

WHAT'S REALLY SPECIAL ABOUT THE COUNTIES

- Most important, the more Trump voters in a county – even in counties Biden won – the greater likelihood that county would send an insurrectionist to the US Capitol. This is because there are twice as many people who live in Biden counties compared to those who live in Trump counties, which means that when Biden “wins” a large urban county, there are often still vast numbers of Trump supporters in that county.
- This will come as a surprise to many Biden supporters, who presumably think that the insurrectionists are coming from red counties – rural, almost completely white, and with high unemployment – far from Biden strongholds.

COUNTIES PRODUCING INSURRECTIONISTS

Reflect national averages on race, vote, urban vs. rural, and unemployment

- 57% of insurrectionists came from “purple” counties – where the percentage vote for then President Trump ranged from 40-60% – which comprise 54% of the US population, about normal.
- 36% of insurrectionists came from counties with less than 60% non-Hispanic white populations, which comprise 52% of the US population, again normal.
- 25% of insurrectionists came from counties that are more rural than urban, which comprise 23% of the US population, again normal.
- 39% of insurrectionists came from counties with slightly higher than average unemployment, a finding that becomes more interesting as we go deeper.

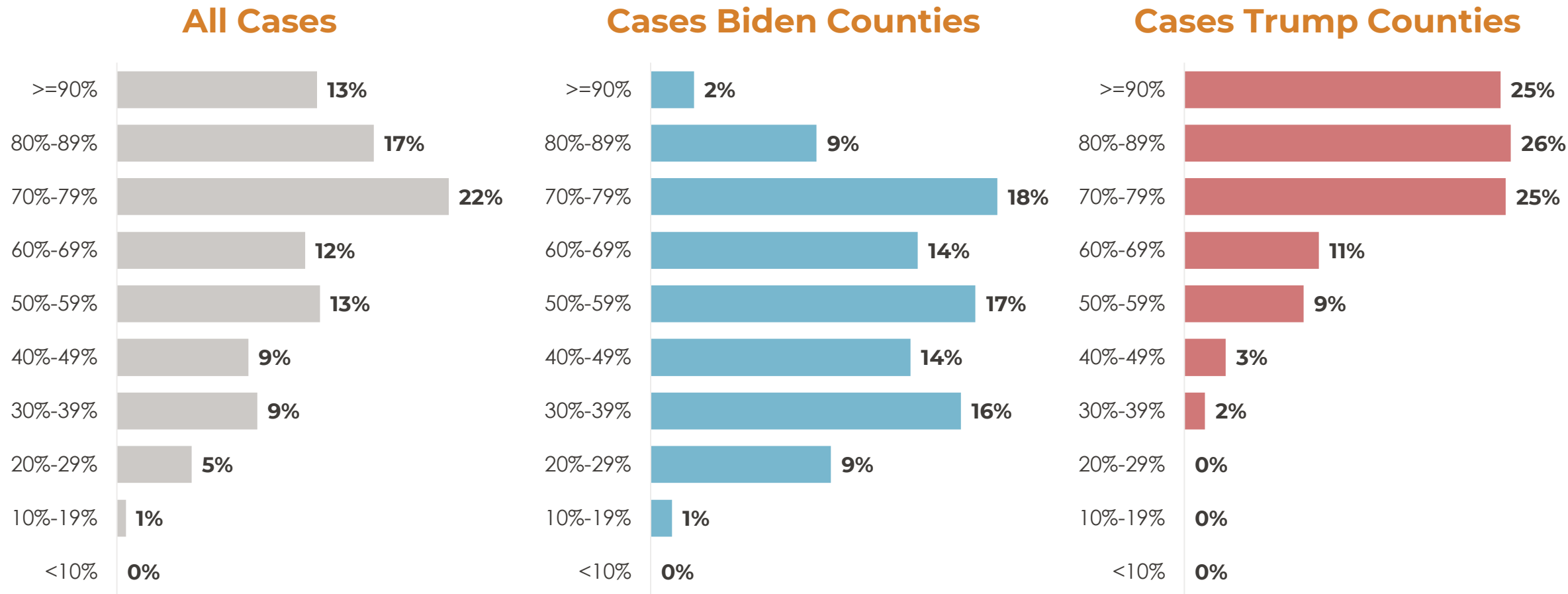
BIDEN VS TRUMP COUNTIES

More Urban, less white, more unemployed

- 49% of the insurrectionists from Biden counties are also counties with greater than average unemployment (most 1-3% more), compared to 28% of insurrectionists from Trump counties with the same profile.
- 11% of the insurrectionists from Biden counties are also from counties with more than 80% white populations, compared to 52% of the insurrectionists from Trump counties with the same profile.
- 45% of the insurrectionists from Biden counties are also counties in the largest urban areas, compared to 2% of the insurrectionists from large urban Trump counties (42% come from Trump counties that are more rural than urban).

BIDEN COUNTIES SENDING INSURRECTIONISTS ARE MORE RACIALLY DIVERSE

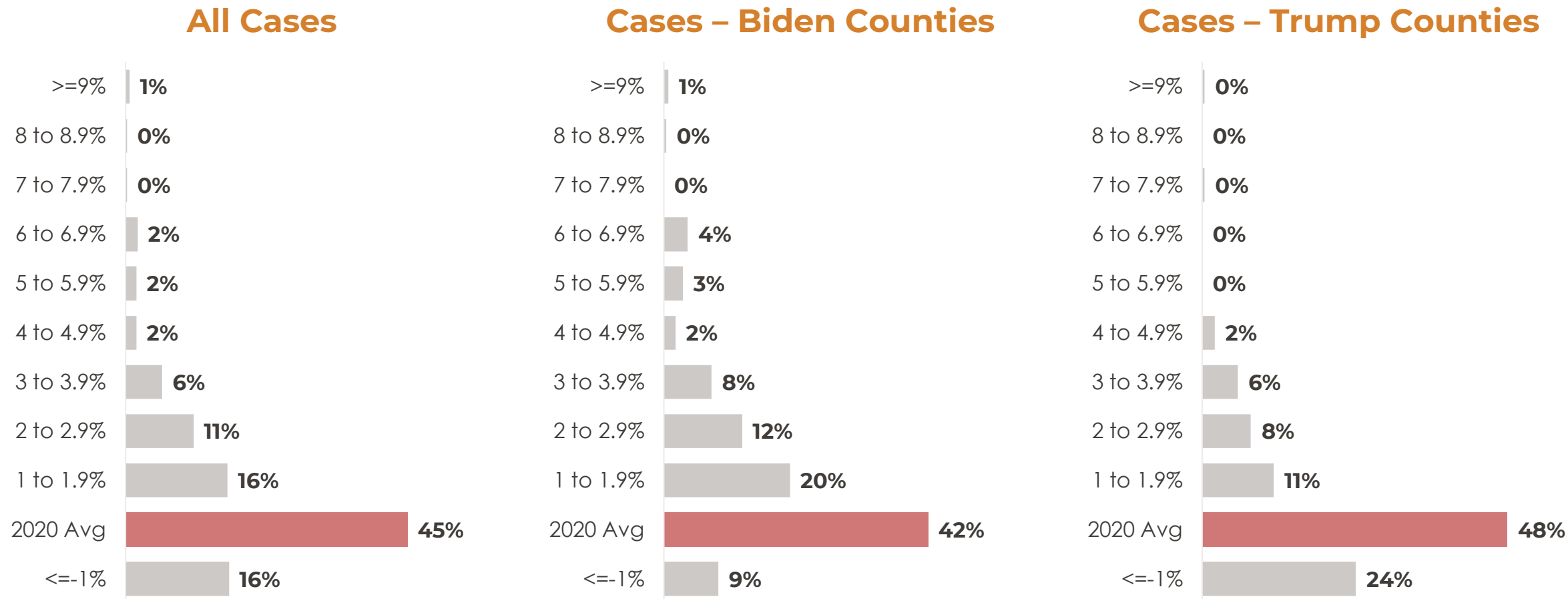
Cases by County of Origin, County Percent Non-Hispanic White



Source: U.S. Census Bureau Population Division, County-level demographics for 2019. Cases = 465.

BIDEN COUNTIES SENDING INSURRECTIONISTS HAVE **HIGHER UNEMPLOYMENT**

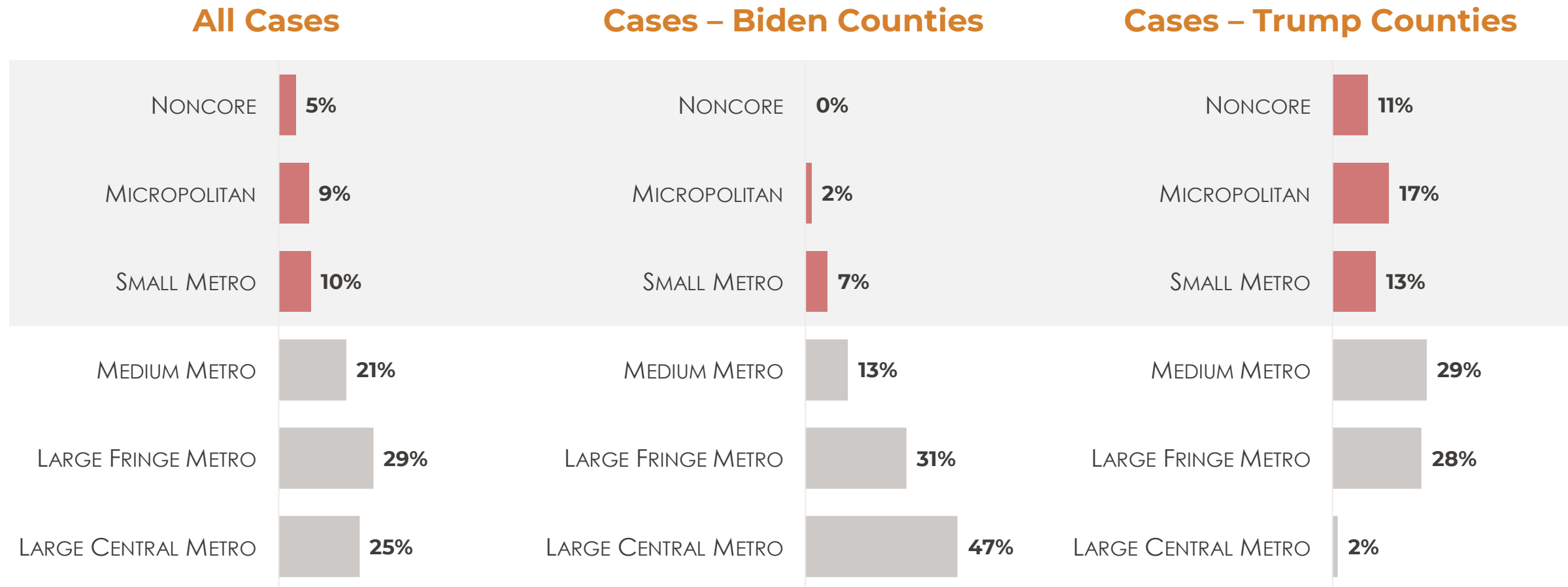
Cases by County of Origin, County Unemployment Relative to 2020 Average



Source: Bureau of Labor Statistics, County Level Unemployment Jan – Nov 2020. Cases = 465.

BIDEN COUNTIES SENDING INSURRECTIONISTS ARE **MORE URBAN**

Cases by County of Origin, Urban vs Rural Counties



Source: National Center for Health Statistics (NCHS), Rural Classification Scheme for Counties (2013). Cases = 465.

SPECIFIC FINDING #3

Storming the US Capitol was an **act of political violence**, not merely vandalism or trespassing for other purposes.

PRESIDENT TRUMP MOBILIZED THE VIOLENT MASS MOVEMENT

- A man from Kentucky, said, “He marched to the U.S. Capitol because President Trump said to do so.” (FBI interview)
- A business owner from California said, “She felt called upon by President Donald Trump to travel to D.C. to change the outcome of the election, which she believes was stolen.” (Beverly Hills Courier interview).
- A US Navy veteran from Arizona, who invaded the Capitol in a Viking costume, said “he was in Washington as part of a group effort with other "patriots" from Arizona at the request of President Trump.” (FBI Interview)
- A northern California resident said, “She heard President Trump tell the crowd to go to the U.S. Capitol... decided she wanted to be part of the crowd, and she walked to the U.S. Capitol.” (FBI interview)
- A woman from Texas, said she entered the Rotunda because “He said, ‘Be there,’ and So I went and I answered the call of my president.” (KTVT-TV Fort Worth interview)

KEY IMPLICATION

Left to its own, the movement may well grow

Ingredients are all there to accelerate movement growth:

- A leader with demonstrated support for extra-legal activity
- Grievances perceived by large masses of people (stolen election)
- A Deadly Focal Point event: The Jan 6 storming of the US Capitol, leaving 5 dead


SPECIFIC IMPLICATIONS

- Given the political geography of the movement, President Biden may well get the most violent resistance from where he is politically the strongest.
- On the upside, this is also where President Biden presumably has the strongest networks and so could engage the movement effectively at the local level.
- Most importantly, we need to do more to understand who we are dealing with in the new movement. Targeting pre-2021 far right organizations alone will not solve the problem. Political violence coming from a new mass movement requires new political solutions.

BOTTOM LINE

- **What we are dealing with here is not merely a mix of right-wing organizations, but a broader mass movement with violence at its core.**
- This is **fundamentally a political movement**, one not only centered in “red” parts of the country, but also consisting of pro-Trump supporters who are in the political minority in many places.
- Normal CVE won’t work in this case. What we need is not simply social programs for poor, unemployed or arrests targeting pre-existing extremist organizations, but de-escalation approaches for anger among large swaths of mainstream society.

RESEARCH TEAM



Project Leadership



Robert Pape, PhD
PI, Director



Rod Cowan
Executive Director



Keven Ruby, PhD
Research Director



Alejandro Albanez, MPP
Associate Research Director



Chris Price, PhD
Senior Research Associate



Kyle Larson, PHD
Senior Research Associate



Jay Collins, MA
Director, Operations

Student Research Team



Ava Sharifi
Student Supervisor



Grace Penta
Student Supervisor



Matt Sheppard
Student Supervisor



Francesca Bonaudo



Bailey Tucker



Natalie Ye



Emerson Ahn



Jake Gillis



Sam Levy



Donna Son



Grey Moszkowski



Mateo Garcia



Wawrzyniec Muszynski-SulimaZ



Anton Harrington



Vishan Chaudhary



Dylan Suffredini



Ketaki Tavan



Eliza Migdal



Carolyn Hammond



Adele Malle



Marcus Ellinas



Rachel Citrin



Fiona Brauer



Bertrand Chu



Aiden Aaronoff



Tom Blaubach



Lola Fisher



Inna Zheng



Bryce Farabaugh

ADDITIONAL METHODOLOGICAL INFORMATION

- Given the striking findings, it is helpful to explain more fully our methodology and its limitations.
- For both the Capitol Hill arrests and those arrested for far-right deadly violence from 2015-2020, our team of over 20 researchers reviewed all official court documents related to each arrest — which includes criminal complaints, statement of facts, and affidavits — and conducted searches of media stories and interviews related to each person on comprehensive and up to date databases like Newsbank. The number of documents and media stories is over 1500.

ADDITIONAL METHODOLOGICAL INFORMATION

- “Organization affiliation” refers to any mention of any connection to a militant organization in any of these documents, including references in social media posts, where an organization is defined as an entity that has a process by which members identify themselves, such as donations, membership dues, or participation in organized face-to-face meetings.
- The court documents are produced by FBI, US Capitol Police, and Washington DC police agents who routinely identify group affiliation of individuals arrested. In fact, it is one of their primary concerns. We err on the side of inclusion; we code as affiliated if they are members or directly indicate support through wearing patches, apparel etc.

ADDITIONAL METHODOLOGICAL INFORMATION

- **We assess affiliation with QAnon based on observable indicators in open-source media and court documents. We cannot determine whether these individuals believe all or any of the specific theories associated with QAnon, only that they have publicly affiliated themselves with them.**
- **Observable indicators include:**
 - Wearing of QAnon-branded clothing, flying a QAnon flag, or other visible signs of affiliation during the Capitol insurrection itself. Examples include Dominic Madden and Kevin Loftus were photographed inside the Capitol wearing QAnon sweatshirts. Jacob Chansley, the self-appointed shaman of the QAnon movement, sported his trademark costume linking him to QAnon.
 - Expressions of support for QAnon in online activity (e.g. posting on social media). For example, Mathew Capsel indicated his support for QAnon online with the username “Mathew Q Capsel” and adorned a post-attack Tik Tok video with a giant letter Q. Jennifer Ryan tweeted after the Capitol Attack: “The truth of the matter is that Q was correct. Evil people will have their day. God's timing is perfect.”
 - Other documented evidence of QAnon support. For example, Philipp Muntzer painted a mural on the side of his building featuring a number of QAnon-inspired slogans, including “QANON” and “The Storm has Arrived The Great Awakening #taketheoath.” Kevin Strong flew a flag outside of his home with the QAnon slogan “WWIWGA” and reportedly claimed he had “Q Clearance.” Gina Bisignano attended QAnon rallies and taunted an interviewer with “I bet you kill your babies and eat it” – a clear echo of core QAnon conspiracy.

ADDITIONAL INFORMATION

- We need a nuanced understanding of “who” stormed the US Capitol on Jan 6, 2021 in order to know who we are dealing with and create viable solutions for the future. Accordingly, CPOST has conducted a systematic analysis of the complete set of individuals arrested by the FBI and Washington DC police for offenses related to the storming of the US Capitol, numbering 465 as of May 21, 2021 and expected to grow. 464 have been specifically charged with being inside the US Capitol or breaking through barriers to enter the Capitol grounds.
- This analysis uses official court documents and media sources of the primary demographics, socio-economic characteristics, militant group affiliations, and over 1,500 documents.
- We analyzed these 464 as our primary focus and compared our findings on the Capitol Hill insurrectionists to the demographic profile of the 108 individuals arrested by the FBI and local police for deadly violence related to right wing political causes from 2015-2020 using the same methodology. The Chicago Project on Security and Threats has over 15 years of experience conducting demographic studies of international and domestic terrorists. For an example, see our [American Face of ISIS](#) study (2017).